

# Guideline to Access Your Learning Management System (LMS)



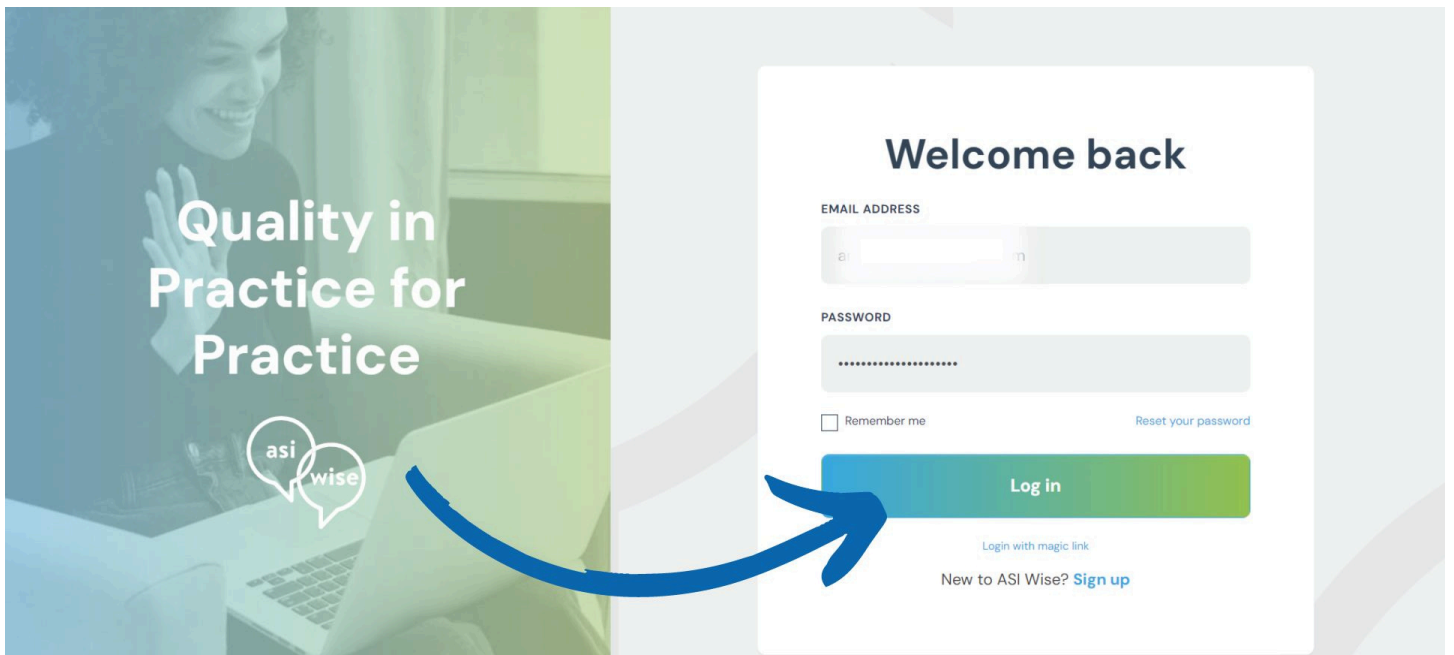
ASI WISE

[www.sensoryproject.org](http://www.sensoryproject.org)

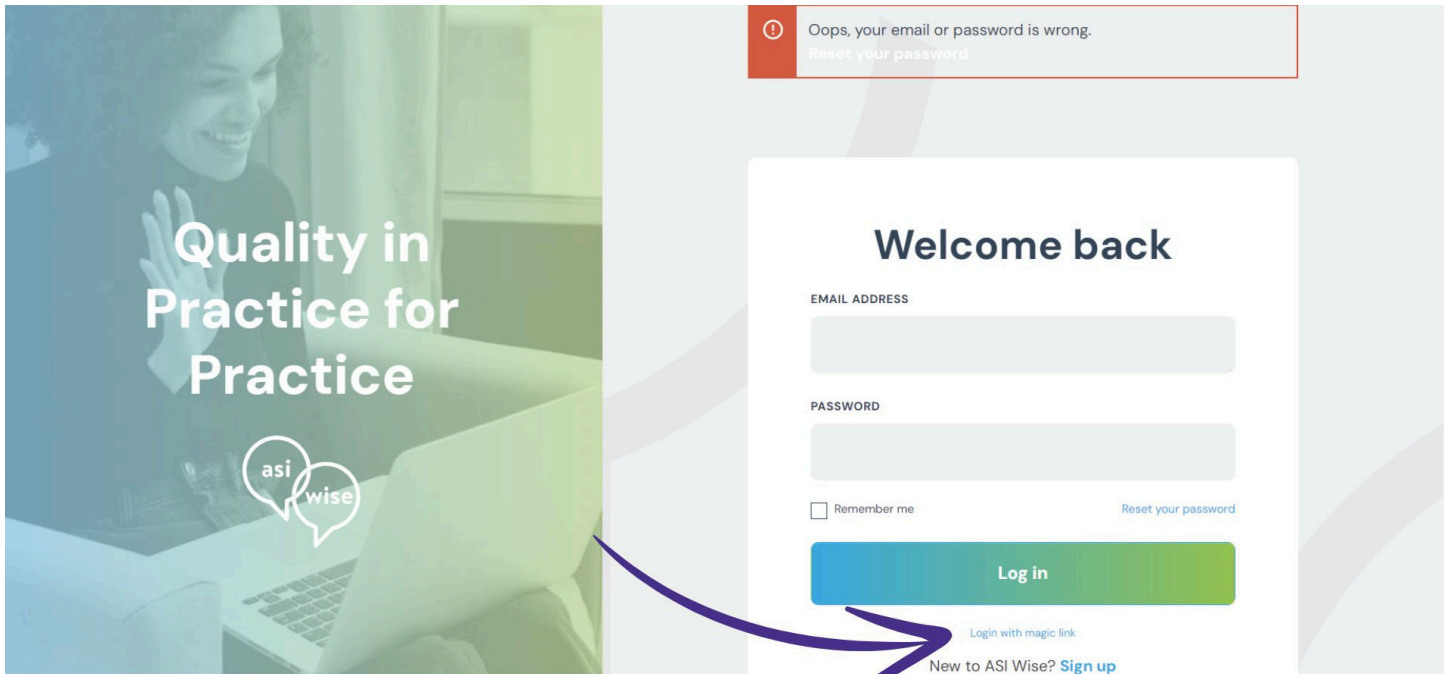
## Thank you for your purchase!

Follow these simple steps to access your course:

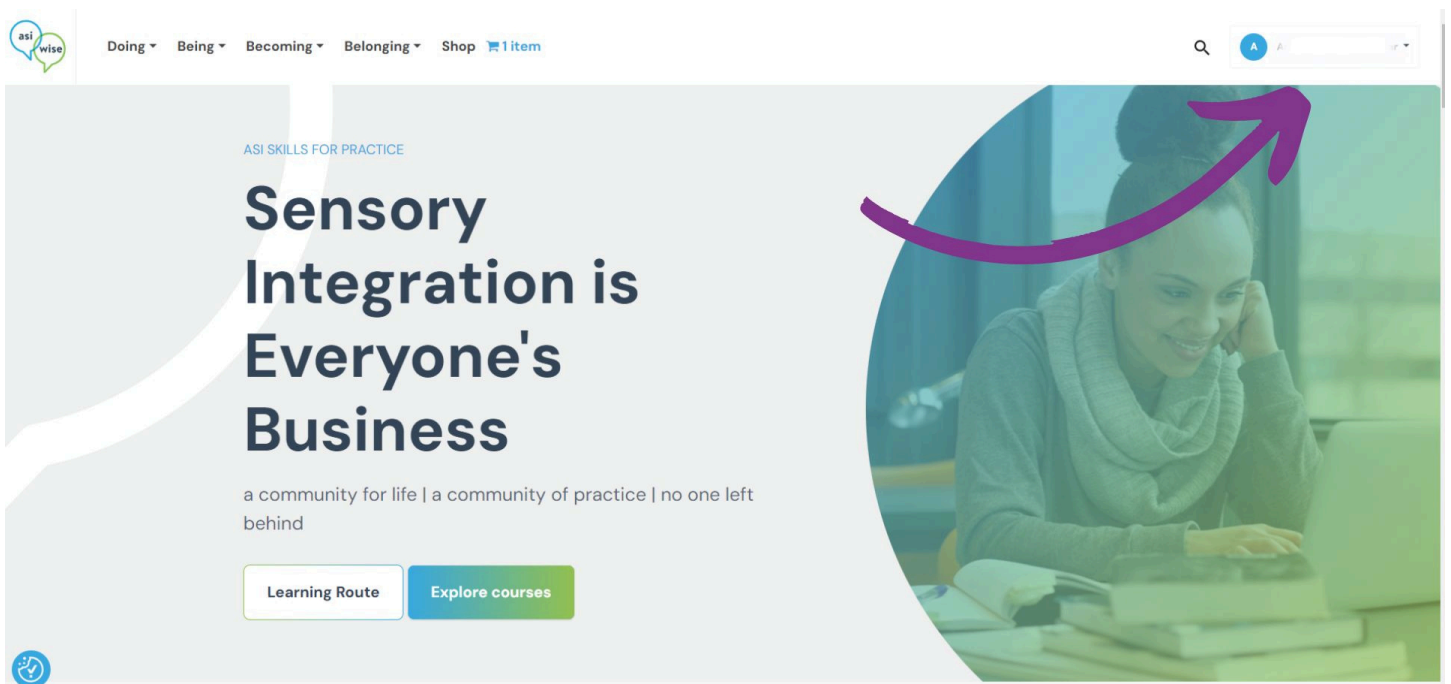
- Check Your Email.** You will receive an automatic email with the details of your order and instructions for logging in.
- Login:** Visit <https://sensoryproject.org/login/> and log in using your email and password. Please remember to use the email address and password you used when you made the order.



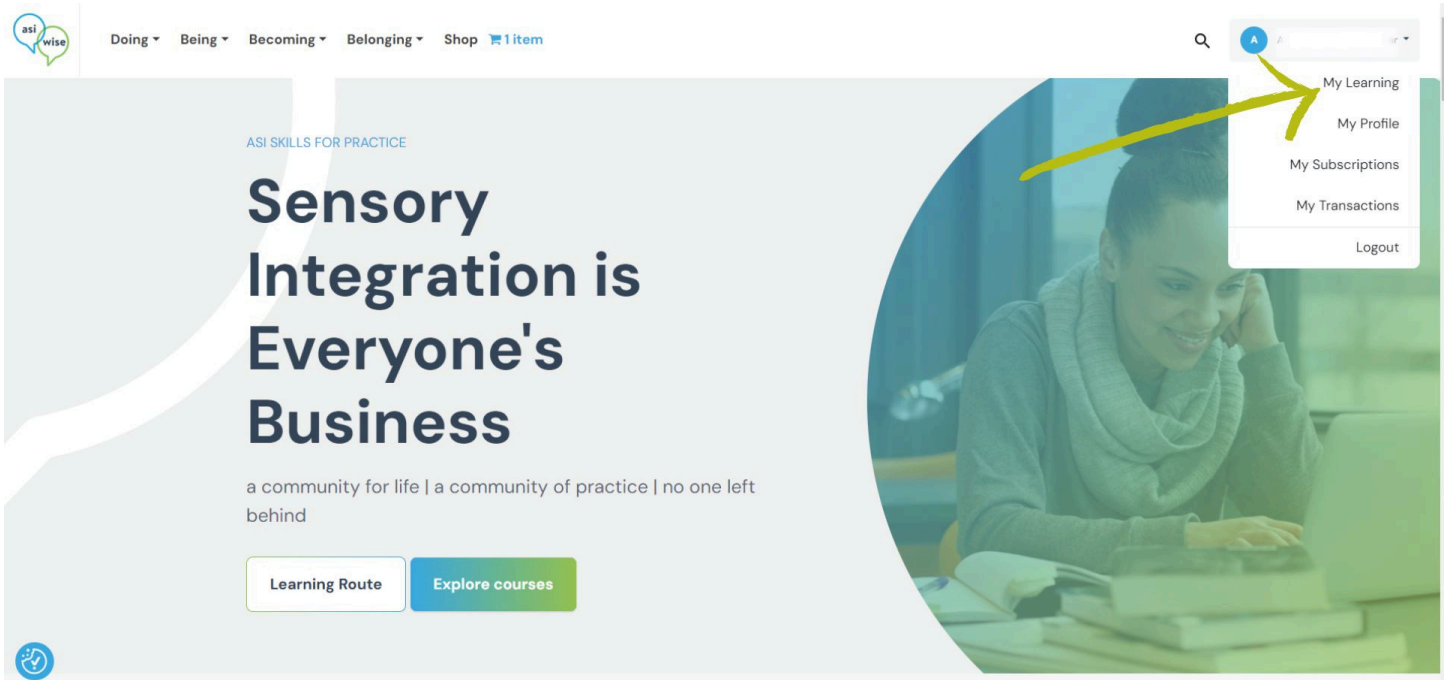
- Forgot Your Password?** If you forget your password, you can log in directly using the "Magic Link." Click on the "Magic Link" option, enter your email address, and you will receive an email with a link to access your account without needing a password. For security, we recommend resetting your password once logged in.



- Access Your Account:** Click on your name at the top right corner of the screen.

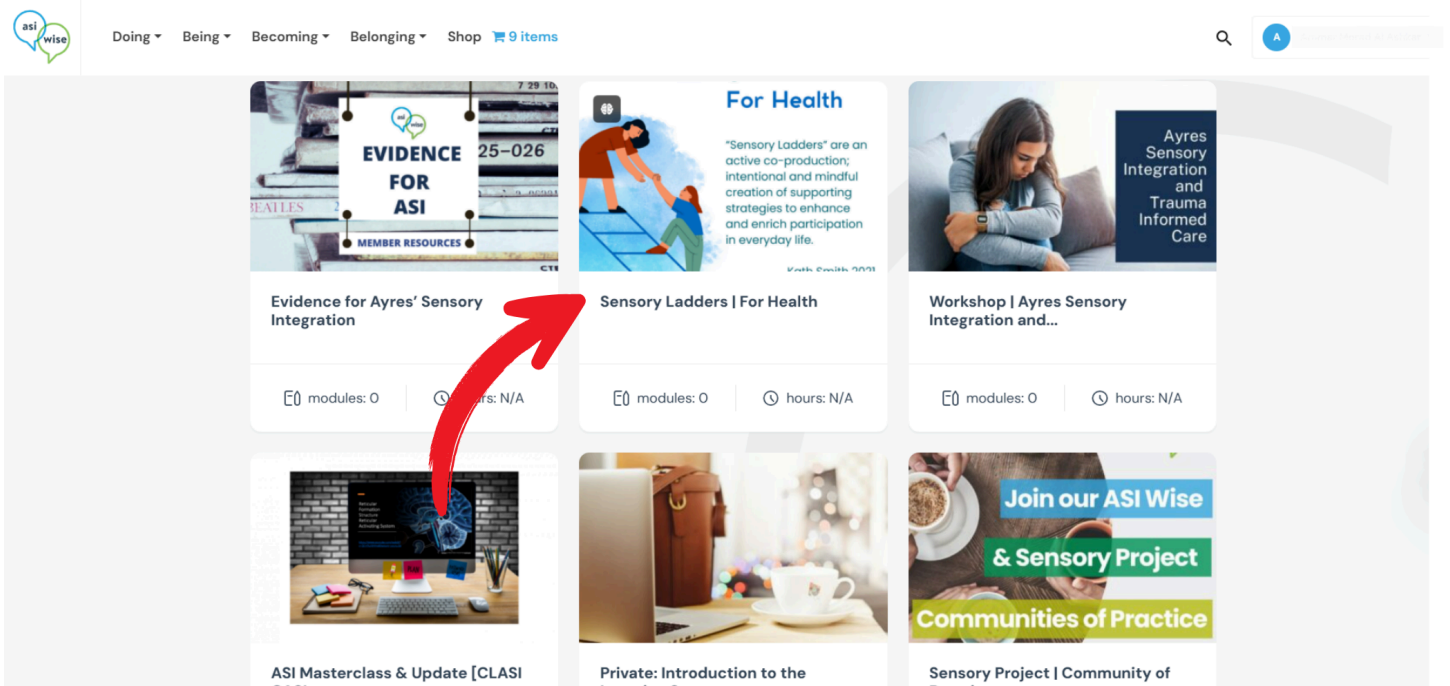


**Navigate to "My Learning":** Select "My Learning" from the dropdown menu.



**View Your Courses:** You will see all the courses you are enrolled in.

**Select Your Course:** Click on the course you have enrolled in (Sensory Ladders as an example).



**Navigate Course Contents:** The course contents will be displayed on the left side.

Scroll up and down to navigate through the academic materials.

**Start the Course:** To officially begin the course, click the "Start Course" button at the bottom-right corner.

The screenshot shows the course page for 'Sensory Ladders | Health, Education & Social Care Teams'. The page features a green header with the course title. Below the header, there is a paragraph of text describing the course's history and its recognition by the Department of Health. At the bottom right, there is a blue button labeled 'Start course'. A pink arrow points to the 'Start course' button. Another pink arrow points to the 'Introduction to Ayres' Sensory Integration and the Senses' item in the left-hand navigation menu. A third pink arrow points to the 'Start course' button.

**Marking Completion:** As you complete each step, click "Mark Complete" to proceed to the next learning step. A green checkmark will appear next to the completed step.

The screenshot shows the course page for 'Parenting through the Senses'. The page features a white header with the course title. Below the header, there is a paragraph of text describing the course's content. At the bottom right, there is a blue button labeled 'Mark Complete'. A pink arrow points to the 'Mark Complete' button. Another pink arrow points to the 'Introduction to Ayres' Sensory Integration and the Senses' item in the left-hand navigation menu. A third pink arrow points to the 'Mark Complete' button.

## Final Note

Sometimes, you might see "**Next Topic**" or "**Jump into**" instead of "**Mark Complete.**"

Click on these to proceed and ensure your progress is recorded.

## Contact us

We hope you find this guide helpful. If you have any further questions, please do not hesitate to contact us via '[hello@asi-wise.org](mailto:hello@asi-wise.org)', and we will get back to you promptly.

Thank you for choosing us for your learning journey!

# Thank You

